

DJE LUX - DJE MULTI FLEX

The fund of funds invests primarily in target funds and other securities



Minimum Investment 3,000,000 EUR

Fund Facts

ISIN	LU0346993305
WKN	A0NDNP
Bloomberg	DJEMLTF LX
Reuters	A0NDNPX.DX
Asset Class	Fund EUR Flexible Allocation - Global
Minimum Equity	25%
Partial Exemption of Income ¹	15%
Investment Company ²	DJE Investment S.A.
Fund Management	DJE Kapital AG
Type of Share	payout ²
Financial Year	01/01 - 31/12
Launch Date	01/07/2008

Fund Currency EUR

Fund Size (17/09/2024) 168.97 million EUR

TER p.a. (29/12/2023)² 0.67%

This sub-fund/fund promotes ESG features in accordance with Article 6 of the Disclosure Regulation (EU Nr. 2019/2088).³

Ratings & Awards⁴ (30/08/2024)

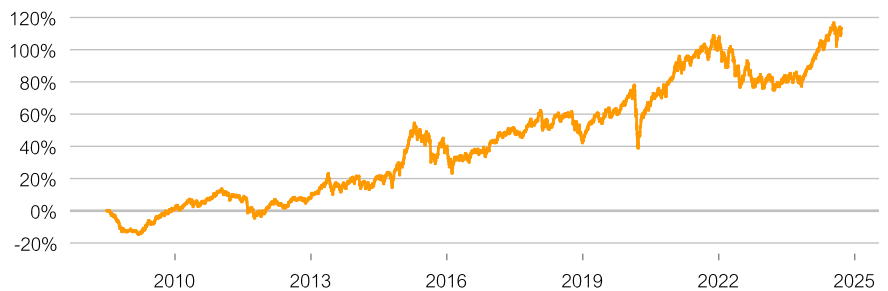
Morningstar Rating Overall⁵ ★★★★★

Investment Strategy

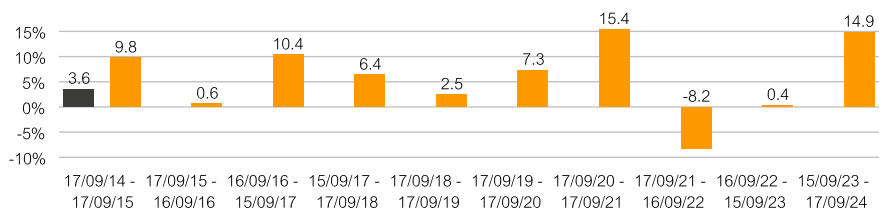
The DJE Lux - DJE Multi Flex invests in fixed income bonds, equities, target funds and certificates. Depending on the assessment of the market situation, the fund assets may invest up to 100% of the subfund's assets in target funds or securities. However, it is also possible to invest up to 100% of the sub-fund assets in liquid assets, time deposits or money market instruments in the short term.

Performance in % since inception (01/07/2008)

■ DJE LUX - DJE MULTI FLEX



Rolling Performance over 10 Years in %



Performance in %

	MTD	YTD	1 Yr	3 Yrs	5 Yrs	10 Yrs	SI
Fund	-0.24%	12.56%	14.87%	5.85%	31.13%	74.20%	113.12%
Fund p.a.	-	-	-	1.91%	5.57%	5.71%	4.78%

Source for all performance data: Anevis Solutions GmbH, own illustration. As at: 17/09/2024.

The Funds are actively managed by DJE and, where a benchmark index is indicated, without reference to it. The presented charts and tables concerning performance are based on our own calculations according to the gross performance (BVI) method² and illustrate past development. Past performance is not indicative for future returns. The BVI method takes into account all costs incurred at the fund level (e.g. management fees), the net performance and the issue fee. Additional individual costs may be incurred at the customer level (e.g. custodian fees, commission and other charges). Model calculation (net): an investor wishes to purchase shares for Euro 1,000. With a maximum issue surcharge of 6.00%, he has to spend a one-off amount of Euro 60.00 when making the purchase. In addition, there may be custodian costs that reduce performance. The custodian costs are decided by your bank's price list and service charges

1 | The fiscal treatment depends on the personal circumstances of the respective client and can be subject of change in the future.

2 | see also on (www.dje.de/DE_en/fonds/fondswissen/glossar)

3 | see also on (www.dje.de/en-de/company/about-us/invest-sustainably/)

4 | Awards and many years of experience do not guarantee investment success. Sources on homepage (<https://www.dje.de/en-de/company/about-us/awards--ratings/>)

5 | see page 4

DJE LUX - DJE MULTI FLEX

The fund of funds invests primarily in target funds and other securities



Asset Allocation in % of Fund Volume

Funds	81.83%
Certificates	9.70%
Cash	8.47%

As at: 30/08/2024.

The asset allocation may differ marginally from 100% due to the addition of rounded figures.

Country allocation total portfolio (% NAV)

Luxembourg	52.12%
Ireland	20.07%
United States	9.70%
Germany	9.64%
Other/Cash	8.47%

As at: 30/08/2024.

Fund Prices per 17/09/2024


Bid	207.24 EUR
Offer	219.67 EUR

Fees¹

Initial Charge	6.00%
Management Fee p.a.	0.50%
Custodian Fee p.a.	0.07%
Advisory Fee p.a.	0.30%

Risk Class (SRI 1-7)¹

Low Risk High Risk

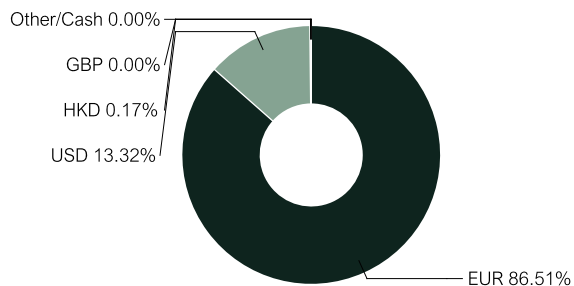


Top Ten Sectors in % of Fund Volume



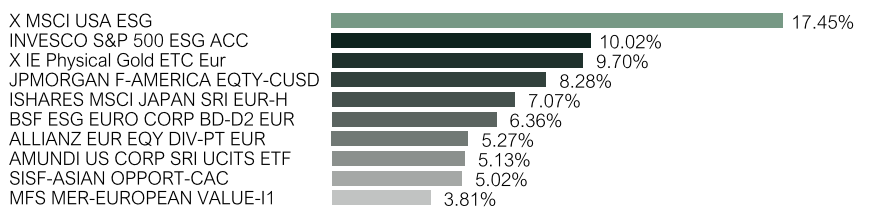
As at: 30/08/2024.

Currency Exposure (% NAV)



Data: Anevis Solutions GmbH, own illustration. As at: 30/08/2024. Note: Cash position is included here because it is not assigned to any country or currency.

Top Ten Holdings in % of Fund Volume



As at: 30/08/2024. When buying a fund, one acquires shares in the said fund, which invests in securities such as shares and/or in bonds, but not the securities themselves.

Risk Measures¹

Standard Deviation (2 years)	7.85%	Maximum Drawdown (1 year)	-6.72%
Value at Risk (99% / 20 days)	-4.75%	Sharpe Ratio (2 years)	0.65

As at: 17/09/2024.

¹ | See Key Information Document (PRIIPs KID) under <https://www.dje.de/en-de/investment-funds/productdetail/LU0346993305#downloads>

DJE LUX - DJE MULTI FLEX

The fund of funds invests primarily in target funds and other securities

**Opportunities**

- + Maximum flexibility - no restrictions in the choice of investment instruments
- + The selection and weighting of asset classes and securities is based on fundamental, monetary and market analysis - this FMM approach has proven itself for approx. 50 years
- + Asset management character through active risk management

Risks

- Currency risks due to foreign content in the portfolio
- Previously proven investment approach does not guarantee future investment success
- Price risks for bonds, especially in the event of rising interest rates on the capital market
- Share prices can fluctuate relatively strongly due to market conditions

The evaluation of MSCI ESG Research can not be displayed here for legal reasons.

DJE LUX - DJE MULTI FLEX

The fund of funds invests primarily in target funds and other securities



DJE Kapital AG

DJE Kapital AG is part of the DJE Group, can draw on 50 years of experience in asset management and is today one of the leading bank-independent financial service providers in German-speaking Europe. Our investment strategy, both in equities and bonds, is based on the FMM method developed in-house: a systematic analysis which takes three views on securities and the financial markets – fundamental, monetary and market-technical. DJE follows sustainability criteria when selecting securities, takes into account selected sustainable development goals, avoids or reduces adverse sustainability impacts and is a signatory to the United Nations "Principles for Responsible Investment".

Signatory of:



Contact

DJE Investment S.A.
+352 2692522-0
info@dje.lu
www.dje.lu

DJE Kapital AG
+49 89 790453-0
info@dje.de
www.dje.de

Monthly Commentary

The DJE Lux - DJE Multi Flex rose by 0.92% in August. Gold reached an all-time high in August, with the price of the troy ounce rising by 2.28% to USD 2,503. The precious metal was therefore the strongest asset class in August and the gold certificate in the portfolio made a pleasing contribution to the fund's performance. Positive performance contributions also came from the newly acquired ETF Amundi S&P 500 Equal Weight ESG, which invests in the broad US equity market. The target funds that invest in the European equity market also made good progress, including an ETF that invests in the European utilities sector and the two actively managed target funds in European value and dividend stocks. Exposure to Asia, including via the Schroder Fund Asian Opportunities C, also made a positive contribution to performance. Exposure in the bond segment, two target funds for US and European corporate bonds, ended the month virtually unchanged. By contrast, the fund's performance was negatively impacted by the passively managed target funds that invest in the Japanese and US equity markets. In addition, the ProfitlichSchmidlin Funds UI mixed fund and DJE - Umwelt & Werte fell slightly.

Legal Information

This is a marketing advertisement. Please read the prospectus of the relevant fund and the key information document (PRIIPs KID) before making a final investment decision. This also contains detailed information on opportunities and risks. These documents can be obtained free of charge in German at www.dje.de under the relevant fund. A summary of investor rights can be accessed in German free of charge in electronic form on the website at www.dje.de/summary-of-investor-rights. The Funds described in this Marketing Announcement may have been notified for distribution in different EU Member States. Investors should note that the relevant management company may decide to discontinue the arrangements it has made for the distribution of the units of your funds in accordance with Directive 2009/65/EC and Article 32a of Directive 2011/61/EU. All information published here is for your information only, is subject to change and does not constitute investment advice or any other recommendation. The sole binding basis for the acquisition of the relevant fund is the above-mentioned documents in conjunction with the associated annual report and/or the semi-annual report. The statements contained in this document reflect the current assessment of DJE Kapital AG. The opinions expressed may change at any time without prior notice. All information in this overview has been provided with due care in accordance with the state of knowledge at the time of preparation. However, no guarantee or liability can be assumed for the correctness and completeness.

5 | Morningstar, Inc. All Rights Reserved. The information contained herein: (1) is proprietary to Morningstar and/or its content providers; (2) may not be copied or distributed; and (3) is not warranted to be accurate, complete or timely. Neither Morningstar nor its content providers are responsible for any damages or losses arising from any use of this information. Past performance is no guarantee of future results.